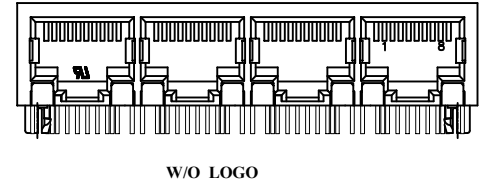
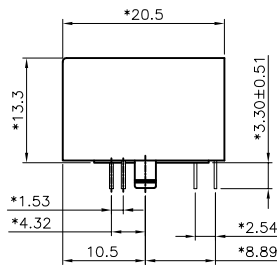
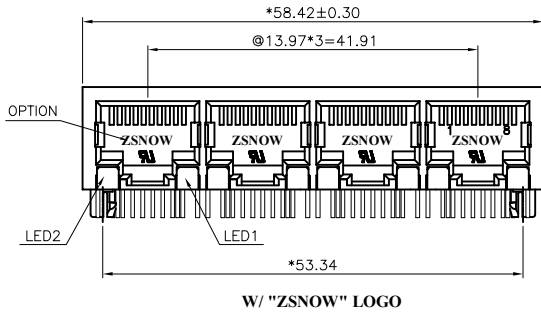


THIS INFORMATION IS CONFIDENTIAL AND IS DISCLOSED TO YOU ON CONDITION THAT NO FURTHER DISCLOSURE IS MADE BY YOU TO OTHER THAN ZSNOW ELECTRONICS PERSONNEL WITHOUT WRITTEN AUTHORIZATION FROM ZSNOW ELECTRONICS. CONTACT

RoHS Compliant



NOTES:

ELECTRICAL:

1. VOLTAGE RATING : 125 VAC RMS.
2. CURRENT RATING : 1.5 AMP.
3. CONTACT RESISTANCE : 45 MILLIOHMS MAX.
4. INSULATION RESISTANCE: 1000 MEGOHMS MIN @ 500 VDC.
5. DIELECTRIC STRENGTH : 1000 VDC RMS 60Hz, 1MIN.

MECHANICAL:

1. HOUSING MATERIAL : PBT+30%GF UL94V-0./COLOR:BLACK.
2. CONTACT MATERIAL : PHOSPHOR BRONZE 0.46mm.
3. PLATING : GOLD PLATING OVER NICKEL.
4. OPERATING LIFE : 750 CYCLES MIN.
5. PCB RETENTION PRE-SOLDER : 1 LB MIN.
6. PCB RETENTION POST-SOLDER: 10 LBS MIN.
7. LED COLOR : OPTION

ENVIRONMENTAL:

1. STORAGE : -40°C TO +85°C.
2. OPERATION: -40°C TO +85°C.
3. WAVE SOLDERING TEMPERRATURE: 230~240°C(3~5 SECONDS).
4. RoHS COMPLIANT.

MATES WITH MODULAR PLUG CONFORMING TO

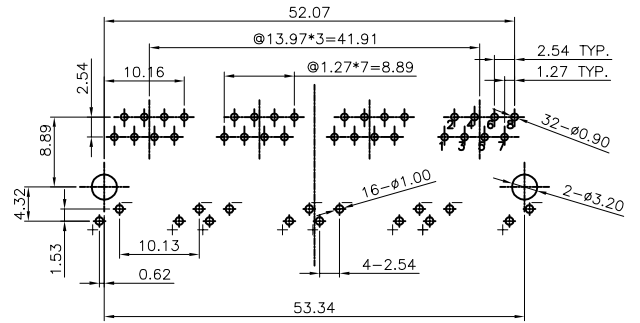
FCC PART 68, SUBPART F.

CUL FILE NO. E345295

PART NUMBERZW2J88-XXOC0ZX

- 0-W/O LOGO
- 1-W/ ZSNOW LOGO
- 1-3u" 2-6u"
- 3-15u" 4-30u"
- 5-50u" F-GOLD FLASH

- 1-LED1:GREEN, LED2:YELLOW
- 2-LED1:GREEN, LED2:GREEN
- 3-LED1:YELLOW, LED2:GREEN
- Z-LED1:RED, LED2:RED



PC Board Layout Component Side Shown
PC Board Thickness=1.6mm
Tolerance±0.05

inspection item	DIMENSION IN mm [Inch]		ZSNOW		ZSNOW ELECTRONIC CO., LTD	
	TOLERANCE UNLESS OTHERWISE SPECIFIED		PART NUMBER	DRAWING NUMBER		
	.X± 0.30	X.*± 2.0'	ZW2J88-XXOC0ZX	ZW2J88-XXOC0ZX-1		
	.XX± 0.20	.X.*± 1.0'	TITLE			
.XXX± 0.10		SIDE ENTRY LED JACK W/O SHIELD				
APPROVE	CHECK	DRW	PROJ.	SHEET 1 OF 1		
TIMLEE 10/19/12'	ZERO 10/19/12'	SKYCHEN 10/19/12'	SCALE 3:1	SIZE A3	REV P2	